

universal 7 remote

This remote control is compatible with most models of the following brands with infrared controlled components manufactured after 1981

Operates Most On-Screen Menus

Code Search

Scans the entire library to find the right code for your TV, VCR, Cable Box and CD Player.

Programming Code Saver

When changing batteries

tv

ADMIRAL	CONCERTO	IMA	MEMOREX	PRICE CLUB	STARLITE
ADVENTURA	CONTEC/CONY	INFINITY	MGA	PRISM	SUPRE-MACY
AIKO	CRAIG	INTEC	MIDLAND	PROSCAN	SUPREME
ALLERON	CROWN	JANEIL	MITSUBISHI	PROTON	SYLVANIA
AKAI	CURTIS MATHES	JBL	MONTGOMERY/	PULSAR	SYMPHONIC
AMARK	CXC	JCB	WARD	QUASAR	TANDY
AMSTRAD	DAEWOO	JC PENNY	MOTOROLA	RCA	TATUNG
ANAM NATIONAL	DAYTRON	JENSEN	MTS	RADIOSHACK/	TECHNICS
ADC	DUMONT	JVC	MULTITECH	REALISTIC	TECHWOOD
ARCHER	DYNATECH	KAWASHO	RUNCO	SCOTT	TEKNIKA
AUDIOVOX	ELEKTRA	KAYPANI	SAMSUNG	SEARS	TELEVENT
BELCOR	ELECTROBAND	KEC	SANSUI	SHARP	TERA
BELL & HOWELL	ELECTROHOME	KENWOOD	SANYO	SHOGLUN	TMK
BRADFORD	EMERSON	KLOSS NOVABEAM	SCOTCH	SIGNATURE	TOSHIBA
BROKSONIC	FISHER	KTV	SCOTT	SIMPSON	TOTEVISION
BROOKWOOD	FUJITSU	LODGENET	SEARS	SONIC	UNIVERSAL
CANDLE	FUNAI	LOGIK	OPTIMUS	SONY	VICTOR
CAPEHART	FUTURETECH	LUXMAN	OPTONICA	SOUNDDESIGN	VIDTECH
CELEBRITY	GE	LXI	ORION	SQUAREVIEW	VIKING
CENTURION	GIBRALTER	MAGNAVOX	PANASONIC	SSS	WARDS
CITIZEN	GOLDSTAR	MAJESTIC	PHILCO		WHITE/
CLAIRSTONE	GRUNDY	MARANTZ	PHILIPS		WESTINGHOUSE
CLASSIC	HALLMARK	MATSUI	PIONEER		XR-1000
CLP CLASSIC	HARVARD	MEI	PORTLAND		YAMAHA
COLORTYME	HITACHI				ZENITH

vcrs

ADMIRAL	CURTIS-MATHES	INTEC	WARD	RCA	TEAC
ADVENTURA	DAEWOO	JCL	MOTOROLA	RADIOSHACK/	TECHNICS
AIKO	DAYTRON	JC PENNY	MTS	REALISTIC	TEKNIKA
AIWA	DBX	JENSEN	MULTITECH	RICOH	TOSHIBA
AKAI	DYNATECH	JVC	NEC	RUNCO	TOTEVISION
ALLEGRO	ELECTROHOME	KENWOOD	NIKKO	SAMSUNG	TMK
AMERICAN HIGH	ELECTROPHONIC	KLH	OLYMPUS	SANSUI	UNITECH
ASHA	EMERSON	KODAK	SANYO	SCOTT	VECTOR RESEARCH
AUDIO DYNAMICS	FISHER	LLOYD	OPTONICA	SEARS	VICTOR
AUDIOVOX	FUJII	LOGIK	PANASONIC	SHARP	VIDEO CONCEPTS
BELL & HOWELL	FUNAI	LXI	PENTAX	SHINTOM	VIDEOSONIC
BEAUMARK	GARRARD	MAGNAVOX	PHILCO	SHOGLUN	WARDS
BROKSONIC	GE	MARANTZ	PHILIPS	SIGNATURE	WHITE/
CALIX	GOLDSTAR	MASUSHITA	PLOT	SINGER	WESTINGHOUSE
CANDLE	GRADIENTE	MEI	PIONEER	SONY	XR-1000
CANON	HARLEY DAVIDSON	MEMOREX	PORTLAND	STS	YAMAHA
CAPEHART	HARMAN KARDON	MGA	PROSCAN	SYLVANIA	ZENITH
CARVER	HARWOOD	MGN TECHNOLOGY	PROTEC	SYMPHONIC	
CCE	HEADQUARTER	MINOLTA	PULSAR	TANDY	
CITIZEN	HITACHI	MITSUBISHI	QUARTER	TASHIKO	
COLORTYME	HI-Q	MONTGOMERY/	QUARTZ	TATUNG	
CRAIG	INSTANT REPLAY		QUASAR		

cable boxes

ABC	CONTEC	JERROLD	RCA	SIGNATURE	TOCOM
ALLEGRO	EASTERN	MAGNAVOX	RADIOSHACK/	SPRINGER	TOSHIBA
AMERICAST	GARRARD	MEMOREX	REALISTIC	STANDARD	TUSA
ANTONIX	GC ELECTRONICS	MOVIE TIME	REGAL	COMPONENTS	TV86
ARCHER	GEMINI	NSC	REGENCY	STARCOM	UNIKA
CABLETEKNA	GENERAL/	OAK	REMBRANDT	STARQUEST	UNITED ARTISTS
CABLEVIEW	INSTRUMENT	PANASONIC	RUNCO	STAR TRAK	UNITED CABLE
CENTURY	HAMLIN	PARAGON	SAMSUNG	TANDY	UNIVERSAL
CITIZEN	HITACHI	PHILIPS	SCIENTIFIC/	TELEVIEW	VIDEOWAY
COLOR VOICE	HYTEK	PIONEER	ATLANTA	TEXSCAN	VIEWSTAR
COMTRONICS	JASCO	PULSAR	SIGNAL		ZENITH

cd players

ADC	CURTIS MATHES	KENWOOD	NAKAMICHI	REALISTIC	STS
ADCOM	DENON	KRELL	NEC	ROTEL	SYLVANIA
AIWA	EMERSON	KYOCERA	NIKKO	SAE	SYMPHONIC
AKAI	FISHER	LUXMAN	NSM	SAMSUNG	TEAC
AUDIO ALCHEMY	GE	LXI	ONKYO	SANSUI	TECHNICS
AUDIO TECHNICA	GENEXXA	MAGNAVOX	OPTIMUS	SANYO	THETA DIGITAL
BSR	GOLDSTAR	MARANTZ	PANASONIC	SCOTT	TOSHIBA
CALIFORNIA/	HARMON KARDON	MCS	PHILIPS	SEARS	VECTOR RESEARCH
AUDIO LABS	HITACHI	MGA	PIONEER	SHARP	VICTOR
CAPETRONIC	INKEL	MISSION	PROTON	SHERWOOD	YAMAHA
CARRERA	JC PENNY	MITSUBISHI	QUASAR	SHURE	ZENITH
CARVER	JVC	NAD	RCA	SONY	

satellite

AMPLICA	DX ANTENNA	HUGHES SATELLITE	NORSTAT	SIERRA I, II, III	TOSHIBA DSS
BIRDVIEW	ECHOSPHERE	JANEIL	PANASONIC DSS	SONY DSS	UNIDEN
CHANNEL MASTER	ECHOSTAR	JERROLD	PRIMESTAR	STAR SIGHT	UNIDEN DSS
CHAPARRAL	FUJITSU	KENWOOD	RCA DSS	STAR TRAK	VIDEO CIPHER II
CHEYENNE	GENERAL/	LUXOR	REALISTIC	STS	ZENITH
DISH NETWORK	INSTRUMENTS	MADCOM STATE	SCIENTIFIC	SUPER GUIDE	
DRAKE	HITACHI DSS	MAGNAVOX DSS	ATLANTA	TOSHIBA	

Requires 2 (AAA) Batteries (Not Included)
U.S. Patent No. 4,425,647

zenith

© 2000
Zenith Electronics Corporation
internet www.zenith.com

Made in China

See Dealer For Details.



universal glow Keypad

zenith
Home Theater

remote

Operates up to
7 products

TV

VCR
2nd TV or VCR
Cable Box
DVD
Laser Disc
CD Player
Audio Receiver
DBS Satellite
Dish Satellite
Primestar
Satellite
C Band Satellite
Home Control

Glow-in-the-
Dark Keypad

Operates Most
On-Screen
Menus

Picture-In-
Picture

Home Theater
Remote

Replace Lost
or Broken
Remotes

Code Search
Set-Up

Toll Free
Help Line



REMOTE CONTROL ZEN725

Table of Contents

Introduction	.2
Battery Installation	.3
Button Functions	.4
Programming Your TV	.5
Programming Your VCR	.6
Programming Your Cable Box	.7
Auxiliary Programming	.8
Code Search	.9
Code Identification	.9
TV Codes	.10
VCR Codes	.11
TV/VCRs Codes	.12
Cable Box Codes	.13
Satellite Codes	.13
CD Players Codes	.13
Home Control	.14
Audio	.14
DVD	.14
Laser Disc	.15
Troubleshooting and Help Line	.15
Product Operation	.16
Warranty	.17

Introduction

Congratulations on your purchase of Zenith Universal Remote Control ZEN725.

Zenith Universal Remote allows you to replace a broken or lost remote or to combine more than one remote into one.

This remote control operates the common features of most but not all models and brands of IR Infrared Controlled Video Equipment.

This remote may provide functions that are not available on your equipment. Some functions of your particular equipment (e.g. menu functions) may not be controlled by this remote. In such cases, use the original remote control for your equipment.

Please use this manual to become familiar with your Zenith Universal Remote.

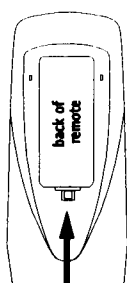
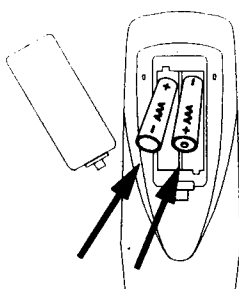
After you are familiar with your remote the first thing you need to do is to add batteries and program your remote to your particular product and brand. See table of contents above.

Thank you for buying a Zenith remote and we hope it will give you many years of service.

Battery Installation

Your ZEN725 Universal Remote requires two new AAA alkaline batteries. To install the batteries:

1. On the back of the remote, push down on the tab and lift the cover off.
2. Match the batteries to the + and - marks inside the battery case, then insert the batteries.
3. Press the battery cover back into place.



Battery Saver

Your Zenith remote will automatically "time-out" if the keys are depressed more than two minutes. This will save your batteries should your remote get stuck in a place where the keys remain depressed (e.g., between the sofa cushions).

Code Saver (Important)

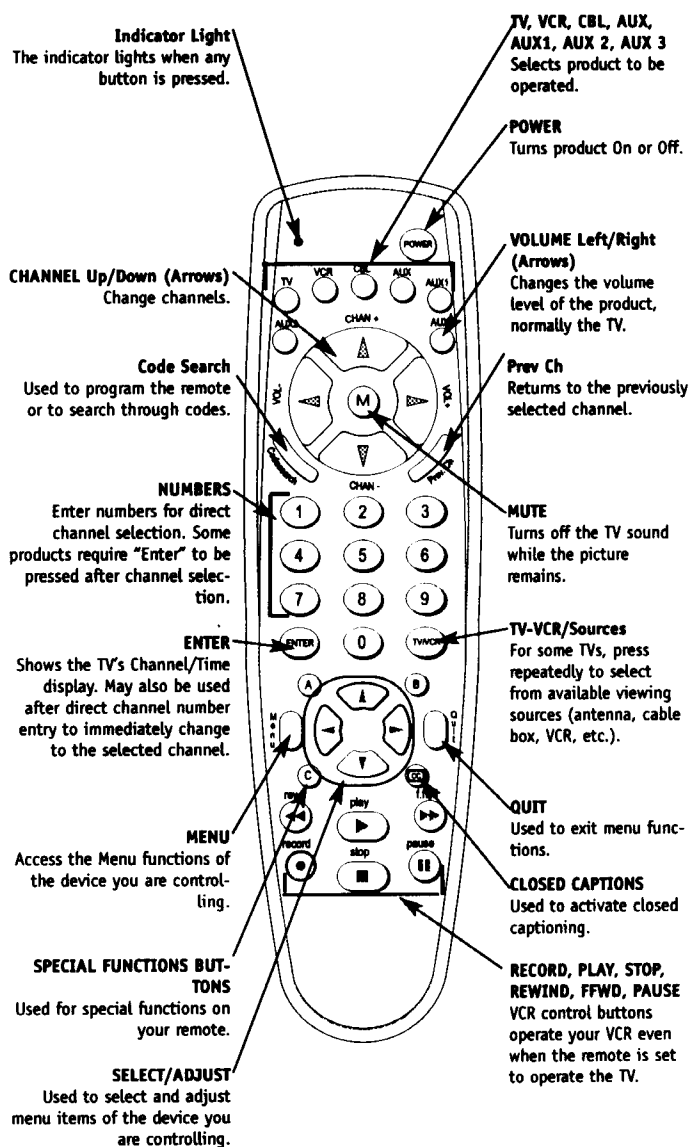
You will have no more than 90 seconds to change the batteries in your remote without losing codes you have programmed. However, **do not** press any buttons until batteries are secured in the remote. If buttons are pressed without batteries in the remote, **all codes will be lost.**

Glow Keys

The glow keys must be exposed to bright light before the keys will glow in the dark. The longer the keys are exposed to light, the longer they glow. Do not place remote in direct sunlight. Natural day light or light from a Filament lamp or fluorescent lamp is sufficient to recharge the glow material.

Button Functions

Some buttons on the remote control might have functions that are referred to by different names on the device you are controlling. For example, "Prev. Ch." may be called "RECALL," or "ENTER" may be called "DISPLAY." These differences depend on the brand and model of your product. Also, this remote can only operate features that exist on your product. For example, your product must be equipped with "Prev. Ch." ability for the "Prev. Ch." button to operate this feature.



Note: The REC button must be pressed TWICE to record from your VCR. For Zenith brand VCRs, press the REC button once, then press it again for three seconds.

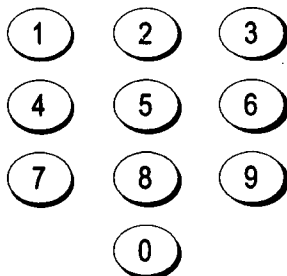
1. Manually turn on the TV.
2. Press and hold the CODE SEARCH button until the Indicator Light lights, then release the CODE SEARCH button.



3. Press and release the TV button (the Indicator Light will blink and then remain lit).



4. Find the three digit code for your TV from the code list in this booklet and enter it using the Number Buttons.



After your code is entered, the Indicator will turn off.

Note: If the LED blinked rapidly when you entered the code, you may have entered a invalid code. Recheck the code list and try again.

5. With your TV on, press CHANNEL Up. If the TV responds, no further programming is required.

Note: If some buttons do not operate your equipment, try one of the other codes for your brand.

6. Enter your code below for easy reference.

TV




1. Manually turn on the VCR.
2. Press and hold the CODE SEARCH button until the Indicator Light lights, then release the CODE SEARCH button.



3. Press and release the VCR button (the Indicator Light will blink and then remain lit).



4. Find the three digit code for your VCR from the code list in this booklet and enter it using the Number Buttons.



After your code is entered, the Indicator will turn off.

Note: If the LED blinked rapidly when you entered the code, you may have entered a invalid code. Recheck the code list and try again.

5. With your VCR on, press CHANNEL Up. If the VCR responds, no further programming is required.

Note: If some buttons do not operate your equipment, try one of the other codes for your brand.

6. Enter your code below for easy reference.

VCR



Note: The REC button must be pressed TWICE to record from your VCR. For Zenith brand VCRs, press the REC button once, then press it again for three seconds.

Programming Your Cable Box

1. Manually turn on the Cable Box.
2. Press and hold the CODE SEARCH button until the Indicator Light lights, then release the CODE SEARCH button.

3. Press and release the CBL button (the Indicator Light will blink and then remain lit).

4. Find the three digit code for your cable box from the code list from this booklet and enter it using the Number Buttons.

After your code is entered, the Indicator will turn off.

Note: If the LED blinked rapidly when you entered the code, you may have entered a invalid code. Recheck the code list and try again.

5. With your Cable Box on, press CHANNEL Up. If the Box responds, no further programming is required.

Note: If some buttons do not operate your equipment, try one of the other codes for your brand.

6. Enter your code below for easy reference.

Cable Box

Auxiliary Programming

Aux buttons allow you program a second TV, satellite system, DVD/DIVX or second VCR.

1. Manually turn on the device you wish to program.
2. Press and hold the CODE SEARCH button until the Indicator Light lights, then release the CODE SEARCH button.

3. Press and release the AUX, AUX1, AUX2 or AUX3 button (the Indicator Light will blink and then remain lit).

4. Find the three digit code for your device from the code list in this booklet and enter it using the Number Buttons.

After your code is entered, the Indicator Light will turn off.

Note: If the LED blinked rapidly when you entered the code, you may have entered an invalid code. Recheck the code list and try again.

5. With your device on, press CHANNEL Up. If the Box responds, no further programming is required.

Note: If some buttons do not operate your equipment, try one of the other codes for your brand.

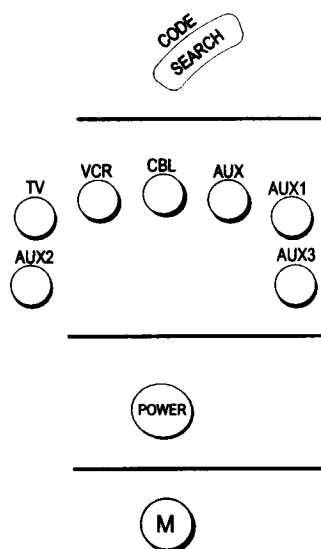
6. Enter your code below for easy reference.
7. Repeat these steps for AUX1, AUX2 and AUX3 programming.

AUX	<input type="text"/>	<input type="text"/>	<input type="text"/>
AUX 1	<input type="text"/>	<input type="text"/>	<input type="text"/>
AUX 2	<input type="text"/>	<input type="text"/>	<input type="text"/>
AUX 3	<input type="text"/>	<input type="text"/>	<input type="text"/>

Programming with Code Search

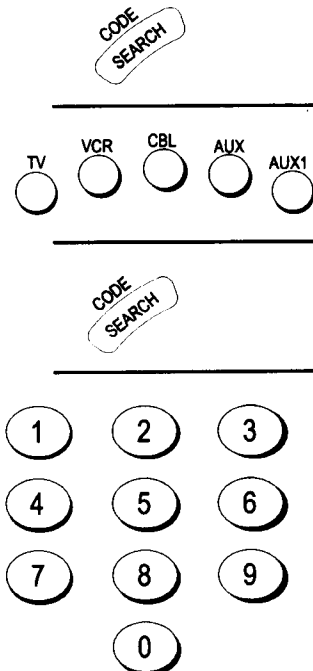
If the code for your TV, VCR, Cable Box, Satellite, or Home Control is not listed, try the following procedure to find the code for your device.

1. Manually turn on the device you wish to program.
2. Press and hold the CODE SEARCH button until the Indicator Light turns on, then release the CODE SEARCH button.
3. Press TV, VCR, CBL, AUX, AUX1, AUX2 or AUX3 (depending on which device you wish to program). The Indicator Light will blink again then remain lit.
4. Press the POWER button repeatedly until the device shuts off. This may take up to 300 tries. (If you skip over a code, press CHANNEL DOWN to back up.)
5. Press MUTE to complete setup.
6. After you found your code through code search enter your code below for easy reference.



Code Identification

1. Press and hold CODE SEARCH until the Indicator Light turns on. Release CODE SEARCH button.
2. Press and release the desired Mode button (TV, VCR, CBL, AUX, AUX1, AUX2 or AUX3). The Indicator Light will blink once to indicate key-press acceptance.
3. Press and release the CODE SEARCH button. The Indicator Light will blink off to indicate key-press acceptance.
4. To find the first digit, press the numeric keys from 0 to 9. When the Indicator Light blinks off, the first stored digit is identified. Repeat steps 1-4 to find the second digit.
5. To find the third digit, repeat step four. This time the Indicator Light will remain off once the key corresponding to the third digit is pressed.
6. Enter the code number on the proper page.



TV Codes

ADMIRAL	.701 918	HALLMARK	.002 502
ADVENTURA	.019	HARVARD	.906
AIKO	.407	HITACHI	.002 016 116 216
ALLERON	.206		315 502 507 515
AKAI	.801		519 607 615 701
AMARK	.603		707 715 815 902
AMSTRAD	.520		915
AMTRON	.906	IMA	.906
ANAM NATIONAL	.104 805 901 920	INFINITY	.807
	906	INTEQ	.713
AOC	.002 003 102 119	JANEIL	.019
	217 302 502 814	JBL	.807
ARCHER	.603	JCB	.801
AUDIOVOX	.906	JC PENNY	.002 007 102 107
BELCOR	.002		112 310 312 402
BELL & HOWELL	.506 601 701		502 512 601 704
BRADFORD	.906		719 803 806 818
BROKSONIC	.215 316		907
BROKWOOD	.002	JENSEN	.002 502
CANDLE	.002 019 402 502	JVC	.007 107 108 308
CAPEHART	.119		510 607 902
CELEBRITY	.801	KAWASHO	.002 502 801
CENTURION	.502	KAYPANI	.119
CETRONIC	.805	KEC	.805
CITIZEN	.002 112 319 402	KENWOOD	.002 502 914
	407 502 512 701	KLOSS NOVABEAM	.019 408 508
	805 906	KTV	.003 213 319 608
CLAIRTONE	.003		703 805 906
CLASSIC	.805	LODGENET	.601 701
CLP CLASSIC	.013 004 000	LOEWE	.807
CLP	.507	LOGIK	.601 701
COLORTYME	.002 502 602	LUXMAN	.002 502
CONCERTO	.002 502	LXI	.002 312 502 506
CONTEC/CONY	.003 802 805 902		512 601 704 719
	906		807
CRAIG	.805 906	MAGNAVOX	.002 009 109 118
CROWN	.805 906		209 309 402 408
CURTIS MATHES	.002 103 112 502		502 508 510 807
	506 512 601 701		914
	704	MAJESTIC	.601 701
CXC	.805 906	MARANTZ	.002 502 807
DAEWOO	.002 102 110 214	MATSUI	.807
	303 311 314 403	MEGATRON	.002 502 507
	407 502 503 611	MEI	.003
	805 809 909	MEMOREX	.002 115 206 502
DAYTRON	.002 502		506 601 701 706
DIMENSIA	.601 704	MGA	.002 102 206 502
DUMONT	.002 713		509 619 803 914
DYNASTY	.805	MIDLAND	.007 107 312 713
ELEKTRA	.701		719 818
ELECTROBAND	.003 801	MINUTZ	.806
ELECTROHOME	.002 502 803 901	MITSUBISHI	.002 102 206 502
	914		509 510 619 709
EMERSON	.002 003 004 005		803 814 914
	022 104 105 106	MONTGOMERY WARD	.601 701
	115 204 205 206	MOTOROLA	.901 918
	213 304 305 316	MTC	.002 003 102 112
	319 405 502 505		502 512
	506 519 604 605	MULTITECH	.906
	705 804 805 903	MULTIVISION	.010
	904 905 906	NAD	.002 120 502 512
ENVISION	.002 502	NEC	.002 102 110 111
FISHER	.506 606 619 902		502 510 602 901
FUJITSU	.206	NIKEI	.805
FUNAI	.206 805 906	NIKKO	.002 407 502
FUTURETECH	.805 906	NTC	.407
GE	.002 006 007 018	ONKING	.805
	107 114 310 312	ONWA	.805 906
	502 601 704 719	OPTIMUS	.120 618
	803 806 810 901	OPTONICA	.111 918
	911	ORION	.105 115 713
GIBRALTER	.002 713	PANASONIC	.007 107 516 618
GOLDSTAR	.002 102 117 207		718 807 901
	217 307 502 713	PHILCO	.002 009 102 109
	818 914		309 402 408 502
GRUNDY	.206 906		508 807 901 914

PHILIPS .002 009 109 202
209 210 310 402
408 508 510 807
901 914
PILOT .002
PIONEER .002 120 502 519
610
PORTLAND .002 102 407 502
PRICE CLUB .112
PRISM .107
PROSCAN .312 601 704 719
PROTON .002 119 220 502
910
PULSAR .713
PULSER .002
QUASAR .007 107 608 901
RADIO SHACK/REALISTIC .002 111 117 406
502 506 601 618
704 705 805 818
906
RCA .002 102 211 302
312 320 406 409
411 420 502 511
514 519 601 702
704 711 719 809
811 901 909 911
912 914
RHAPSODY .003
RUNCO .713
SAMPO .002 119 502 818
SAMSUNG .002 012 102 103
112 212 502 512
818 914
SANSUI .115 215
SANYO .002 412 506 619
902
SCOTCH .002 502
SCOTT .002 004 105 206
502 805 906
SEARS .002 112 206 312
502 506 512 520
601 612 619 704
719 902 914
SHARP .002 013 111 502
712 812 813 913
918

SHOGUN .002
SIGNATURE .601 701 903
SIMPSON .402
SONIC .003
SONY .202 801
SOUNDESIGN .002 206 402 502
805 906
SQUAREVIEW .520
SSS .002 805 906
STARLITE .906
SUPRE-MACY .019
SUPREME .801
SYLVANIA .002 009 109 117
209 309 402 408
502 508 717 807
914
SYMPHONIC .520 904 906
TANDY .918
TATUNG .901
TECHNICS .007 107
TECHWOOD .002 007 107 502
TEKNIKA .002 019 102 112
206 209 402 407
502 512 601 618
701 805 902 906
TELECATION .313
TELERENT .601 701
TERA .002 220
TMK .002 502
TOSHIBA .112 313 413 506
510 512 902
UNIVERSAL .310 806
VICTOR .607
VIDTECH .002 102 502
VIKING .019
WARDS .002 004 009 102
109 111 206 209
310 408 502 508
513 601 701 704
806 807 904 914
WHITE WEST .311 611
YAMAHA .002 102 502 914
YUPITERU .805
ZENITH .002 008 115 215
405 407 601 701
713 903 916

HITACHI .046 137 146 337
342 643 742 831
843
HI-Q .933
INSTANT REPLAY .432 637 733
INTEQ .033
JCL .637 733
JC PENNEY .033 137 143 342
443 532 637 732
742 932 933
JENSEN .137 742
JVC .532 732 742 833
943
KENWOOD .233 532 732 742
943
KLH .737 744
KODAK .033 637 733
LLOYD .234 831
LOGIK .737
LXI .033
MAGNAVOX .042 044 143 242
637 733 837
MAGNIN .932
MARANTZ .038 043 233 532
632 637 732 837
943
MARTA .033
MASUSHITA .637 733
MEI .637 733
MEMOREX .033 042 234 637
731 732 733 831
842 932 933 935
MGA .138 534
MGN TECHNOLOGY .932
MIDLAND .936
MINOLTA .137 342
MITSUBISHI .039 137 138 238
438 534 538 638
738 938 943
MONTGOMERY WARD .139 731
MOTOROLA .637 731 733
MTC .234 831 932
MULTITECH .234 737 831 932
936
NEC .034 038 233 239
339 439 532 539
732 742 943
NIKKO .033
NOBLEX .932
OLYMPUS .637 733
OPTIMUS .033 245 345 542
731
OPTONICA .045 139
ORION .734
PANASONIC .143 144 542 637
733
PENTAX .137 233 342 643
PENTEC RESEARCH .532
PHILCO .143 637 733 837
PHILIPS .044 139 242 637
733 837
PILOT .033
PIONEER .137 639 739 943
PORTLAND .233 333 533 642
PROSCAN .631
PROTEC .737
PULSAR .042

QUARTER .732
QUARTZ .732
QUASAR .143 144 637 733
RCA .040 137 140 143
144 240 340 342
440 540 631 637
640 643 733 740
839 931 932 939
RADIO SHACK/REALISTIC .033 139 143 234
245 345 445 534
536 542 631 636
637 731 732 733
831 842 932 933
RADIX .033
RANDEX .033
RICOH .444
RUNCO .042
SAMSUNG .045 132 133 137
842 932 934 936
SANKY .042 731
SANSUI .742 840 943
SANYO .732 932 933
SCOTT .133 134 138 243
435 832 834 940
SEARS .033 137 342 436
443 536 636 637
732 733 837 933
SHARP .139 145 245 333
534 535 731 831
SHINTOM .032 137 444 737
844
SHOGUN .932
SIGNATURE .831
SINGER .637 733 737
SONY .032 444 541 545
645 745
STS .137 342 637 733
SYLVANIA .044 138 143 234
637 831 837
SYMPHONIC .234 831
TANDY .732 831
TASHIKO .033
TATUNG .742
TEAC .140 234 742 831
TECHNICS .542 637 733
TEKNIKA .033 234 637 641
733 831
TOSHIBA .133 137 138 243
536 837 940
TOTEVSION .033 932
TMK .034 336 932
UNITECH .932
VECTOR RESEARCH .133 233 532 943
VICTOR .943
VIDEO CONCEPTS .133 233 532 534
943
VIDEOSONIC .932
WARDS .033 133 137 139
234 243 342 534
637 731 733 737
741 831 932 933
WHITE WEST .432 831
XR-1000 .234 637 733 737
YAMAHA .532 732 742 943
ZENITH .032 033 042 332
433 444 543 632
833 943 944

VCR Codes

ADMIRAL .731
ADVENTURA .234 831
AIKO .334
AIWA .036 234 831
AKAI .032 132 232 432
534 742 842 931
ALLEGRO .042 433 833
AMERICAN HIGH .637 733
ASHA .932
AUDIO DYNAMICS .532 632
AUDIOVOX .033
BELL & HOWELL .732
BEAUMARK .932
BROKSONIC .038 134 734 832
CALIX .033
CANDLE .033 133 233 333
532 533 932
CANON .043 143 637 733
CAPEHART .042 642
CARVER .837
CCE .334 737
CITIZEN .033 133 233 333
334 532 533 932
COLORTIME .532
COLT .737
CRAIG .033 737 932 933
CURTIS-MATHES .034 143 233 532
631 637 733 831
932
CYBERNEX .932

DAEWOO .133 134 234 333
334 434 533 642
DAYTRON .642
DBX .532 943
DIMENSIA .631
DYNATECH .234 831
ELECTROHOME .033 534
ELECTROPHONIC .033
EMERSON .033 034 035 036
133 134 135 136
138 142 232 234
235 243 335 336
435 534 535 634
635 637 733 734
735 831 832 834
934 935
FISHER .436 532 536 636
732 837 933
FUJI .032 637 733
FUNAI .234 432 831
GARRARD .234
GE .143 631 637 643
733 932 936
GOLDSTAR .033 532 743
GRADIENTE .234
GO-VIDEO .045 945
HARLEY DAVIDSON .234
HARMAN KARDON .438 532
HARWOOD .737
HEADQUARTER .732

TV/VCRs

ADVENTURA .117 831
BROKSONIC .215 140
DAEWOO .505 334
EMERSON .205 735 316 134
FUNAI .117 831
GOLDSTAR .713 942 916 033
HITACHI .117 831
LXI .117 831
MAGNAVOX .113 633 807 837
PANASONIC .618 542
RCA .113 633

RS .618 542
SAMSUNG .908 944
SANSUI .215 140
SHARP .113 633 014 731
SYLVANIA .117 831
SYMPHONIC .117 831
XR-1000 .117 831
ZENITH .311 334 713 942
215 140 916 033
117 831

Cable Boxes

ABC	.052 152 252 352	RADIO SHACK	.156
	751 851 951	RCA	.651
ALLEGRO	.058 158	REALISTIC	.552
AMERICAST	.358	REGAL	.853
ANTRONIX	.452 552	REGENCY	.353
ARCHER	.452 552 652 752	REMBRANDT	.951
CABLETENNA	.452	RUNCO	.254
CABLEVIEW	.452	SAMSUNG	.053 055
CENTURY	.752	SCIENTIFIC ATLANTA	.252 255 355 455
CITIZEN	.752	SIGNAL	.053 453
COLOUR VOICE	.852 952	SIGNATURE	.951
COMTRONICS	.053 153	SL MARX	.053
CONTEC	.253	SPRUCER	.651
EASTERN	.353	STANDARD COMPONENTS	.555
GARRARD	.752	STARCOM	.352 453 751
GC ELECTRONICS	.552	STARGATE	.053 453
GEMINI	.453 553	STARSIGHT	.657
GE	.560	STAR SIGHT CABLE SERVICE	356
GENERAL INSTRUMENT	.057 457 458 556	STARQUEST	.453
	558 658 756 758	STAR TRAK	.257
	751 951 956	TANDY	.655
HAMLIN	.653 753 853	TELEVIEW	.053
HITACHI	.951	TEXSCAN	.555
HYTEK	.851	TOCOM	.052 755 956
JASCO	.752	TOSHIBA	.254
JERROLD	.052 054 152 258	TUSA	.453
	352 453 458 556	TV86	.354
	558 656 751 951	UNIKA	.452 552 752
MAGNAVOX	.154	UNITED ARTISTS	.851
MEMOREX	.254	UNITED CABLE	.751
MOVIE TIME	.354 851	UNIVERSAL	.452 552 652 752
NSC	.354 851		855
OAK	.253 554 851	VIDEOWAY	.056
PANASONIC	.456 651	VIEWSTAR	.153 154 354 655
PARAGON	.254	VIDEO TECH	.660
PHILIPS	.154 553 654 752	ZENITH	.058 158 254 357
	754 852 854 952		358 454 557 657
PIONEER	.055 455 954		757 857 955 957
PULSAR	.254		

Satellite Systems

AMPLICA	.163	NORSTAT	.765 865
CHANNEL MASTER	.363 463 563	PANASONIC DBS	.268
CHAPPARAL	.661 663 761	PRIMESTAR	.368
CHEYENNE	.761	PHILIPS	.569
DISH NETWORK	.468	PROSCAN	.269 867
DRAKE	.063 364 861	RCA DBS	.269 369 867
DX ANTENNA	.462 863	REALISTIC	.362 965
ECHOSPHERE	.468	SCIENTIFIC ATLANTA	.366
ECHOSTAR	.464 468 564 664	SIERRA I, II, III	.761
FUJITSU	.764 864	SONY DBS	.967
GE	.269 867	STAR SIGHT	.968
GENERAL INSTRUMENTS	.062 070 162 170	STAR TRAK	.466
	262 869 964 969	STS	.462 562 662 762
HITACHI DBS	.769 868	SUPER GUIDE	.566
HUGHES SATELLITE DBS	.469 568 668 868	TOSHIBA	.862
	968	TOSHIBA DBS	.068 168 768
JANEIL	.265	UNIDEN	.766 962
JERROLD	.365	UNIDEN DBS	.968
KENWOOD	.465	VIDEO CIPHER II	.063
LUXOR	.565	ZENITH	.063 069 169 270
MACOM STATE	.665		364 861 961
MAGNAVOX DBS	.569		

CD Players

ADC	.681	CASIO	.393
ADCOM	.087 781	CITIZEN	.298
AIWA	.881 981	CURTIS MATHES	.393
AKAI	.187 389 698	DENON	.682
AUDIO TECHNICA	.182	EMERSON	.781 882 982
CALIFORNIA AUDIO LABS	.287	FISHER	.183 283 382 383
CAPETRONIC	.582		487
CARVER	.198 282 382 482	GE	.188

GENEXXA	.483 587 882 982	RCA	.195 382 781 882
GOLDSTAR	.687		985 987
HARMON KARDON	.683 784	REALISTIC	.382 385 483 582
HITACHI	.483		584 585 781 882
INKEL	.783		982
JC PENNEY	.393 684	ROTEL	.282
JVC	.883 996	RS ORIGINALS	.286 482
KENWOOD	.084 184 388 488	SAE	.282
	983	SAMSUNG	.789
KRELL	.282	SANSUI	.086 089 282 882
KYOCERA	.681		987
LUXMAN	.284 384 588 489	SANYO	.186 189 382 487
LXI	.393 882		889
MAGNAVOX	.282 695 788	SCOTT	.781 882 982
MARANTZ	.282 484 584 888	SEARS	.084 393 584 882
MCS	.393 684	SHARP	.084 583 584
MGA	.784	SHERWOOD	.286 485 584 783
MISSION	.282	SHURE	.684
MITSUBISHI	.784 884	SONY	.095 386 486 695
NAD	.589 598 787		894
NAKAMICHI	.085 798 984	STS	.681
NEC	.684	SYLVANIA	.282
NIKKO	.182 283 982	SYMPHONIC	.586
NSM	.282	TEAC	.283 584 585 586
ONKYO	.185 285 887 796		686 786
OPTIMUS	.084 090 382 385	TECHNICS	.287 289 697 988
	390 482 483 485	THETA DIGITAL	.788
	585 685 790 882	TOSHIBA	.787
PANASONIC	.287 689 988	VECTOR RESEARCH	.082 583
PHILIPS	.198 282 788	VICTOR	.883
PIONEER	.483 587 785 885	YAMAHA	.088 182 886 986
PROTON	.282	ZENITH	.094 283 591 688
QUASAR	.287		989

Home Control

GE HOMEMINDER	.997
HOME AUTOMATION	.998
X-10 (NEC)	.999

Audio

CARVER	.198	REALISTIC	.897
CITIZEN	.298	RS ORIGINAL	.091 286 296 994
DENON	.397 995	SANYO	.186
FISHER	.097 797	SCOTT	.492
GOLDSTAR	.292	SHARP	.084 596 782
HARMON KARDON	.096 497	SHERWOOD	.286 296
JVC	.597 694 996	SONY	.099 194 199 299
KENWOOD	.297 496 898 983		395 493 495 595
MAGNAVOX	.097 295		998
MARANTZ	.098 484	TEAC	.396 686
ONKYO	.196 796 896	TECHNICS	.197 696 794 997
OPTIMUS	.091 382 390 490	VENTURER	.190
	590 690 790 890	YAMAHA	.795 895
	994	ZENITH	.094 097 192 283
PANASONIC	.197 696		292 590 591 688
PHILIPS	.097 098 198 997		989
RCA	.195 387 793		

DVD

AKAI	.671	PIONEER	.572
DENON	.172	PROSCAN	.472
HITACHI	.572	RCA	.472
JVC	.772	SAMSUNG	.872
MAGNAVOX	.971 972	SHARP	.871
MARANTZ	.971	SONY	.072
MITSUBISHI	.372	TOSHIBA	.971
PANASONIC	.172 272	YAMAHA	.172
PHILIPS	.971 972	ZENITH	.672 771

Laser Disc

DENON639
PIONEER639
PROSCAN939
RCA939
SANYO332

SONY441
ZENITH332

Troubleshooting

Problem	Possible Solutions
Remote does not operate your product.	<ul style="list-style-type: none"> • Press the button of the product you want to control. • Program remote with a new code. • Install new batteries. Remote may not be compatible with your product.
Remote does not operate some features of your product.	<ul style="list-style-type: none"> • Program remote with a new code. • Remote may not be able to operate all features of your product.
Indicator light blinks after you program a product code.	<ul style="list-style-type: none"> • Remote did not accept the code. • Try to program the code again or try a different code

Remote Helpline


For added assistance on Programming, call:
1-900-438-7700.

Product Operation

After the batteries are installed and you have programmed the remote for the codes that operate your products, you can use your remote to operate a TV, VCR, Cable Box, CD Player, Home Control or Satellite System.


TV

Press **TV**
First



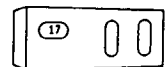
VCR

Press **VCR** First




Cable Box

Press **CBL** First



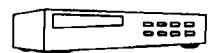
Satellite System

Press **AUX**



or CD Player

Press **AUX1** First



To Operate:

1. Press the TV, VCR, CBL, AUX or AUX1 button (depending on which product you wish to operate).
2. Aim the remote at the product.
3. Press **POWER** to turn on the product.
4. Press other buttons to operate the features of your product.

